



**Coopersville/Polkton Fire Department
Monthly Report**

February 2024

City of Coopersville: 47

Date	Time	Location	Call Type	Priority	Personnel	Vehicles
2/1/2024	5:08	130 PIN OAK Drive	321 - EMS call	Non-Emergency	2	471, 472
2/2/2024	21:12	S. 68TH Ave. and O MALLEY DR	322 - Motor vehicle accident with injuries	Emergency	7	472, 421, POV
2/6/2024	8:54	508 SETTERS Run	321 - EMS call	Emergency	2	472
2/6/2024	17:35	494 RIDGEFIELD Drive	321 - EMS call	Non-Emergency	4	472, POV, 471
2/6/2024	22:22	182 PIN OAK Drive	412 - Gas leak (natural gas or LPG)	Non-Emergency	7	POV
2/7/2024	1:20	301 OTTAWA Street	151 - Outside rubbish, trash or waste fire	Emergency	6	421, POV
2/7/2024	19:51	95 South 68TH Avenue	321 - EMS call	Emergency	3	POV, 472, 471
2/8/2024	21:28	640 West RANDALL Street	321 - EMS call	Non-Emergency	2	472, 471
2/9/2024	3:17	302 RED OAK Drive	6110 - Dispatched and cancelled (Medical)	Non-Emergency	1	471
2/9/2024	10:31	301 OTTAWA Street	321 - EMS call	Emergency	3	472, 471
2/10/2024	1:27	620 West RANDALL Street	320 - Emergency medical service, other	Non-Emergency	5	471, 472
2/10/2024	5:55	514 SETTERS Run	320 - Emergency medical service, other	Non-Emergency	4	471
2/10/2024	21:32	640 West RANDALL Street	321 - EMS call	Non-Emergency	4	472, 421, 471
2/10/2024	22:18	508 SETTERS Run	321 - EMS call	Emergency	4	471
2/11/2024	9:14	129 BURR OAK Drive	321 - EMS call	Emergency	2	471, 472
2/11/2024	10:04	148 MAIN Street	321 - EMS call	Emergency	2	472, 471
2/11/2024	19:30	640 West RANDALL Street	321 - EMS call	Non-Emergency	2	471, 472
2/12/2024	3:27	162 RIVER Street	321 - EMS call	Emergency	2	471, 472
2/12/2024	12:38	640 West RANDALL Street	321 - EMS call	Emergency	3	472, 471
2/12/2024	14:56	198 EAST Street	321 - EMS call	Non-Emergency	3	471, 472
2/14/2024	10:06	301 OTTAWA Street	321 - EMS call	Emergency	3	472, 471
2/14/2024	14:39	32 MASON Drive	461 - Building weakened or collapsed	Non-Emergency	4	472
2/14/2024	20:28	1136 West RANDALL Street	321 - EMS call	Emergency	4	471, POV
2/14/2024	22:49	640 West RANDALL Street	321 - EMS call	Emergency	2	471, 472
2/15/2024	19:38	280 West SCARLET OAK Drive	321 - EMS call	Emergency	4	471, 472
2/16/2024	7:33	614 EAST Street	321 - EMS call	Non-Emergency	2	POV, 471
2/17/2024	12:56	301 OTTAWA Street	321 - EMS call	Emergency	6	471, POV, 472
2/18/2024	2:06	371 West RANDALL Street	321 - EMS call	Emergency	4	471, 472
2/18/2024	20:24	305 VALLEY OAK Drive	321 - EMS call	Emergency	3	472, 471
2/19/2024	8:47	533 West RANDALL Street	321 - EMS call	Emergency	3	472
2/19/2024	9:44	162 RIVER Street	321 - EMS call	Non-Emergency	3	472
2/19/2024	22:31	301 OTTAWA Street	320 - Emergency medical service, other	Non-Emergency	2	472, 471
2/20/2024	5:39	999 West RANDALL Street	735 - Alarm system sounded due to malfunction	Non-Emergency	4	421, POV
2/21/2024	5:36	589 West RANDALL Street	321 - EMS call	Emergency	2	471, 472
2/22/2024	5:29	508 SETTERS Run	321 - EMS call	Emergency	3	472, 471
2/22/2024	13:56	321 VALLEY OAK Drive	3001 - Lift Assist, Medical	Non-Emergency	3	472, 471, POV
2/22/2024	18:47	327 MEADOW Lane	321 - EMS call	Emergency	4	471, 472
2/23/2024	19:28	94 ROBERTS Court	321 - EMS call	Emergency	5	472, 471
2/23/2024	22:49	347 MEADOW Lane	320 - Emergency medical service, other	Non-Emergency	3	472, 471
2/25/2024	18:49	620 West RANDALL Street	321 - EMS call	Non-Emergency	3	472, 471
2/27/2024	5:10	162 RIVER Street	321 - EMS call	Emergency	1	471
2/28/2024	1:38	640 West RANDALL Street	321 - EMS call	Emergency	2	472, 471
2/28/2024	18:16	674 BIRKDALE Court	6110 - Dispatched and cancelled (Medical)	Emergency	5	POV
2/28/2024	23:29	162 RIVER Street	321 - EMS call	Emergency	2	472, 471
2/29/2024	7:24	301 OTTAWA Street	321 - EMS call	Non-Emergency	2	471, 472
2/29/2024	9:11	373 MEADOW Lane	321 - EMS call	Emergency	2	472, 471
2/29/2024	12:56	S. 48TH Avenue and Arthur ST	322 - Motor vehicle accident with injuries	Emergency	5	421, 472

Polkton Township: 5

Date	Time	Location	Call Type	Priority	Personnel	Vehicles
2/4/2024	15:26	16623 80TH Avenue	6110 - Dispatched and cancelled (Medical)	Emergency	4	471, 472
2/11/2024	3:06	9 ROBIN Lane	321 - EMS call	Emergency	4	471, 472
2/12/2024	17:53	6954 GARFIELD Street	321 - EMS call	Emergency	3	472, 471
2/15/2024	5:32	GARFIELD Street and 84th Ave	322 - Motor vehicle accident with injuries	Non-Emergency	4	471, 421
2/27/2024	11:06	7480 WILSON Street	6111 - Dispatched and cancelled (Fire Alarm)	Non-Emergency	3	472

Mutual Aid Given & I-96: 2

Date	Time	Location	Call Type	Priority	Personnel	Vehicles
2/12/2024	18:30	3041 HOOVER Street	Assist to Chester Township	Emergency, Down	10	421
2/13/2024	21:48	CLEVELAND St.and 124TH AVE	Assist to Crockery Township	Emergency	8	Standby



**Coopersville/Polkton Fire Department
Monthly Report**

February 2024

Mutual Aid Received

Date	Time	Location	Call Type	Department
2/29/2024	12:56	S. 48TH Avenue and Arthur ST	322 - Motor vehicle accident with injuries	Wright-Tallmadge

Dispatch Error

Date	Time	Location	Call Type	Department
------	------	----------	-----------	------------

Department Trainings: 4

2/5/2024	19:00	Fire/Medical	DOSE Review/Apparatus Inspections	14
2/13/2024	19:00	HAZMAT	Health and Safety	1
2/12/2024	19:00	Medical	Medical Training	12
2/19/2024	19:00	Fire	Ropes & Knots/Supply Line	15

Department Activities

	Feb-24	2024 Year to Date
Smoke Alarm Installs	5	13
Car Seat Inspections	1	1
Community Events	2	2

Call Total

	Feb-24	2024 Year to Date	2023
City	47	96	565
Township	5	18	151
Mutual	2	9	58
Call Total	54	123	774
Training	4	9	74
All Total	58	132	848

CPFD Response Times

	Feb-24	Jan-24
Weekday	4.76	5.98
Squad Manned	6.79	8.68
Squad Unmanned	7.52	12.01
Average	6.36	8.89

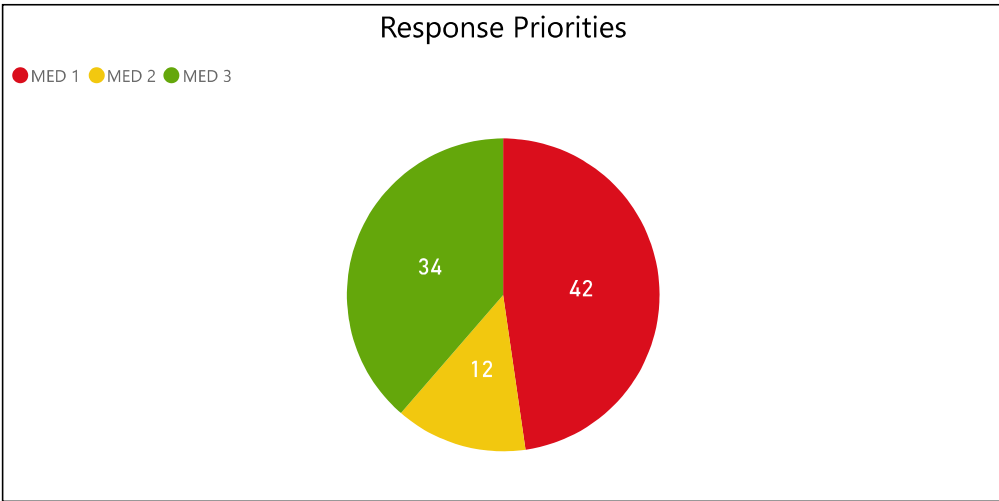
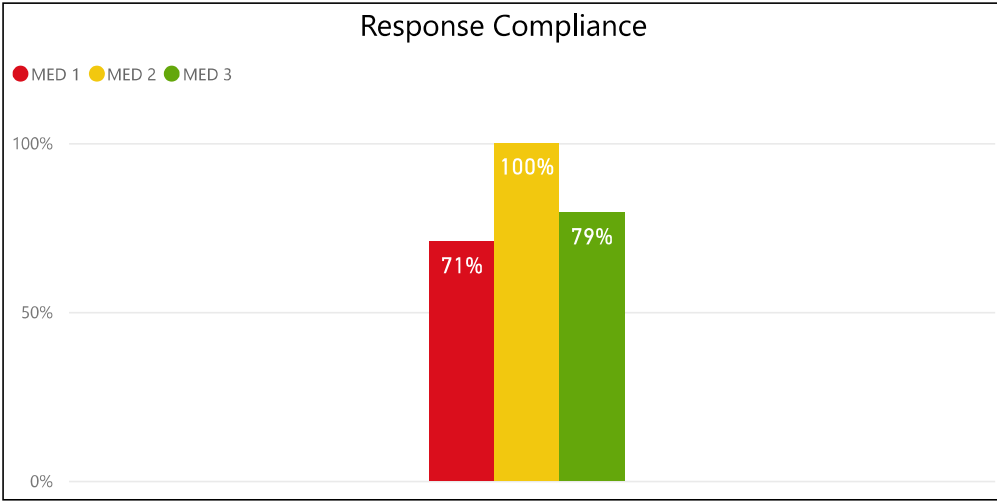
Water Usage

	Feb-24	2024 Year to Date	2023
City	0	0	900
Township	0	0	93,700
Mutual	0	0	7,800
Training	0	4,000	13,400
Total Used	0	4,000	115,800



Life EMS Ambulance of Ottawa County
For the Period Beginning 01/01/2024 and Ending 01/31/2024
Allendale Response Summary

Total Requests 88	Total Transports 63	Overall Compliance 77%	Cancelled PTA 11	Outgoing TOT 1	Treat/No Transport 10
-----------------------------	-------------------------------	----------------------------------	----------------------------	--------------------------	---------------------------------



Responses Falling Within Each 2 Minute Interval

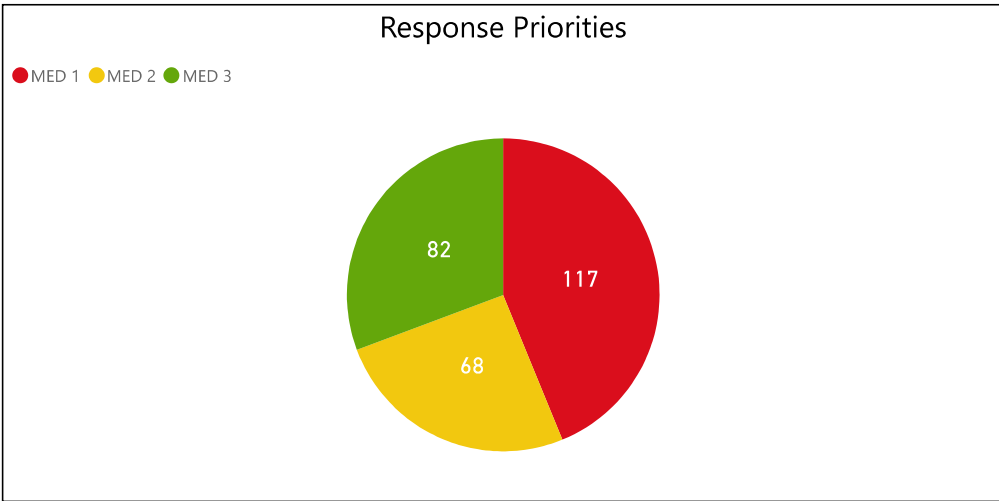
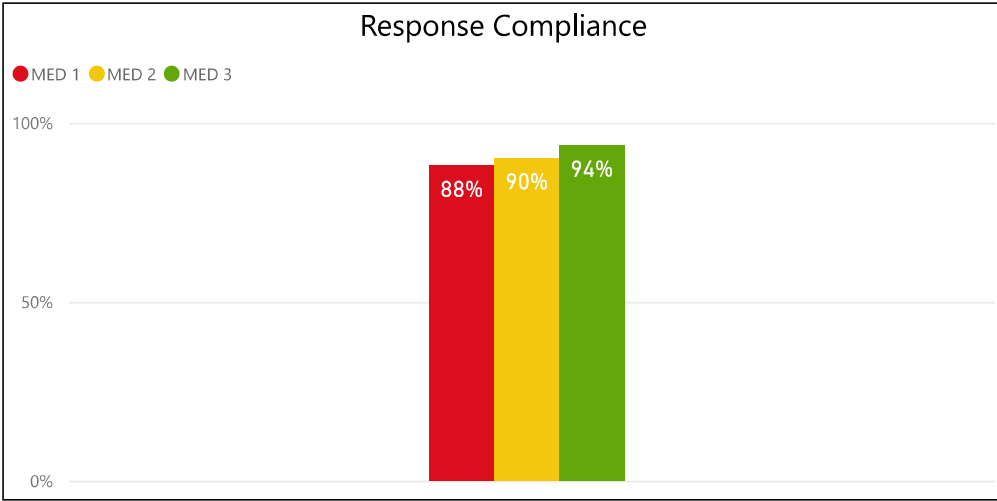
Response Plan	0-2	2-4	4-6	6-8	8-10	10-12	12-14	14-16	16-18	18-20	20-22	22-24	24-26	>26	TOT	E	Total	Compliance	Average	Target
MED 1	1			4	5	7	5	4	7	1	1		1	1	1	3	41	71%	0:14:37	0:15:59
MED 2			1	2		1	1			1						1	7	100%	0:13:14	0:20:59
MED 3			2	1	1	4	1	2	2	7	1			5		3	29	79%	0:19:18	0:20:59
Total	1		3	7	6	12	7	6	9	9	2		1	6	1	7	77	77%	0:16:17	0:15:59

This document has been created, obtained and collected by the Quality Improvement Committee assigned a Professional review function for Life EMS and any of our affiliated companies, medical control boards and agents. All records, data and knowledge collected for or by individuals assigned to this professional review function are confidential and shall not be made public, nor available for subpoena and are protected from disclosure pursuant to Michigan law, including the statutory provisions of MCL 333.20175, MCL 333.21515, 333.531-534, MCL 333.21513, 333.21515, 330.1143a, 331.531 and 331.533. Unauthorized use, disclosure and/or duplication is prohibited.



Life EMS Ambulance of Ottawa County
For the Period Beginning 01/01/2024 and Ending 01/31/2024
Georgetown Response Summary

Total Requests 267	Total Transports 177	Overall Compliance 90%	Cancelled PTA 28	Outgoing TOT 0	Treat/No Transport 43
------------------------------	--------------------------------	----------------------------------	----------------------------	--------------------------	---------------------------------



Responses Falling Within Each 2 Minute Interval

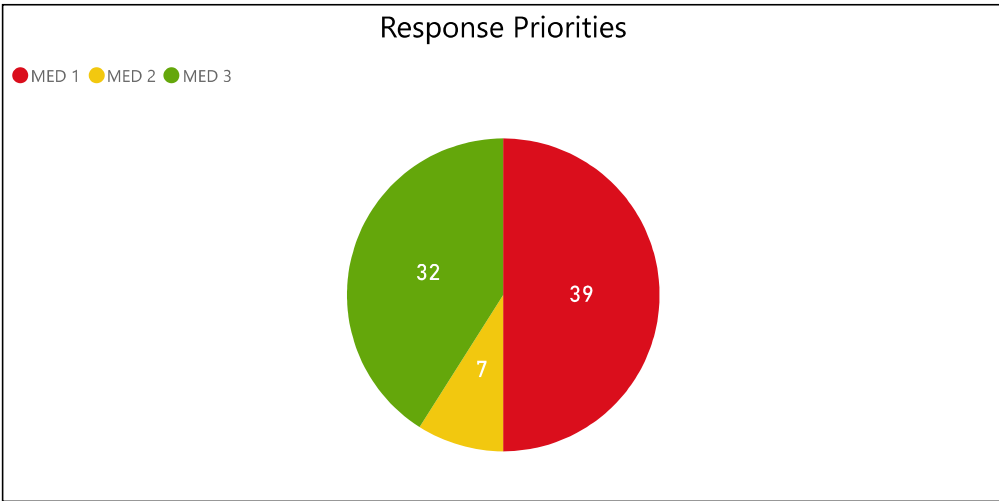
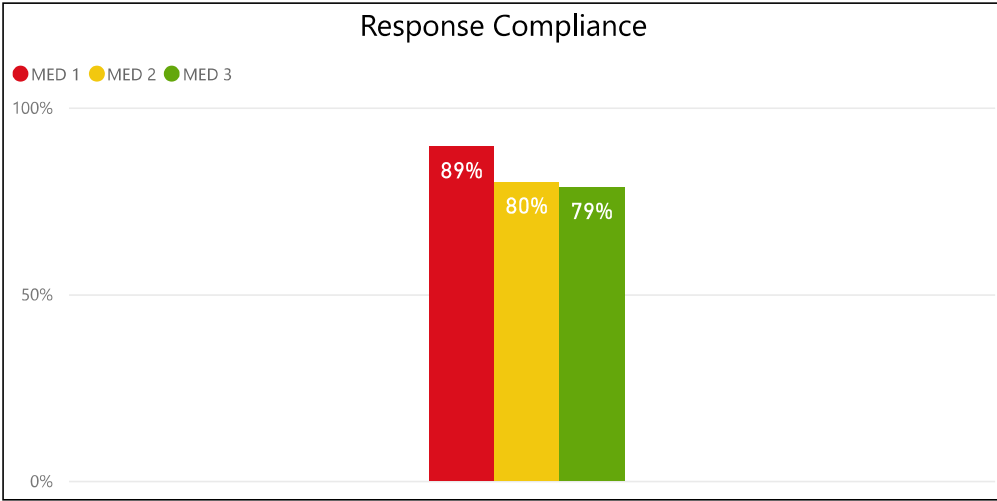
Response Plan	0-2	2-4	4-6	6-8	8-10	10-12	12-14	14-16	16-18	18-20	20-22	22-24	24-26	>26	TOT	E	Total	Comp.	MCA Comp.	Average	Target
MED 1	7	13	16	18	15	11	10	4	3	2		1	1		8	109	88%	94%	0:09:00	0:12:59	
MED 2	1		6	6	9	6	2	5	6	1	3		2	1	3	51	90%	90%	0:13:20	0:20:59	
MED 3	1	2	7	6	14	8	9	10	7	4		1	1	3	6	79	94%	94%	0:14:08	0:20:59	
Total	9	15	29	30	38	25	21	19	16	7	3	2	4	4	17	239	90%	93%	0:11:38	0:12:59	

This document has been created, obtained and collected by the Quality Improvement Committee assigned a Professional review function for Life EMS and any of our affiliated companies, medical control boards and agents. All records, data and knowledge collected for or by individuals assigned to this professional review function are confidential and shall not be made public, nor available for subpoena and are protected from disclosure pursuant to Michigan law, including the statutory provisions of MCL 333.20175, MCL 333.21515, 333.531-534, MCL 333.21513, 333.21515, 330.1143a, 331.531 and 331.533. Unauthorized use, disclosure and/or duplication is prohibited.



Life EMS Ambulance of Ottawa County
For the Period Beginning 01/01/2024 and Ending 01/31/2024
Hudsonville Response Summary

Total Requests 78	Total Transports 61	Overall Compliance 85%	Cancelled PTA 7	Outgoing TOT 0	Treat/No Transport 5
-----------------------------	-------------------------------	----------------------------------	---------------------------	--------------------------	--------------------------------



Responses Falling Within Each 2 Minute Interval

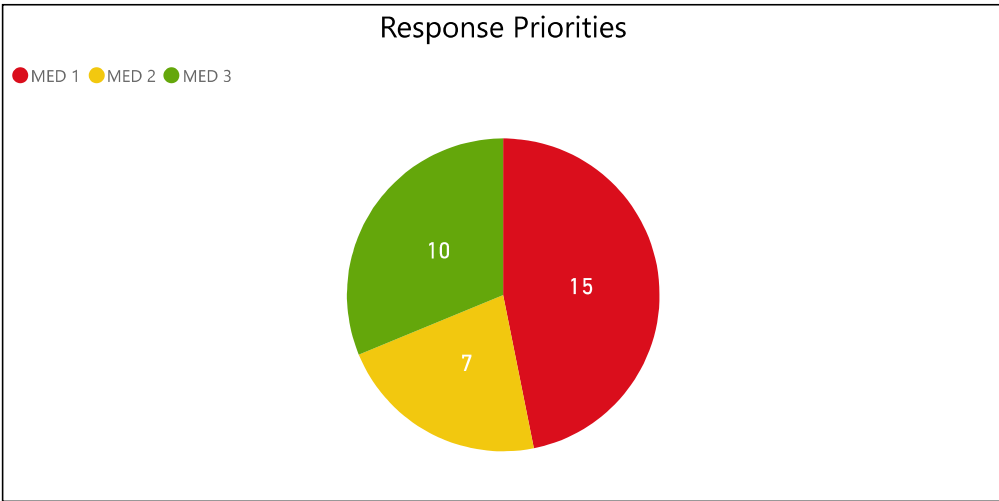
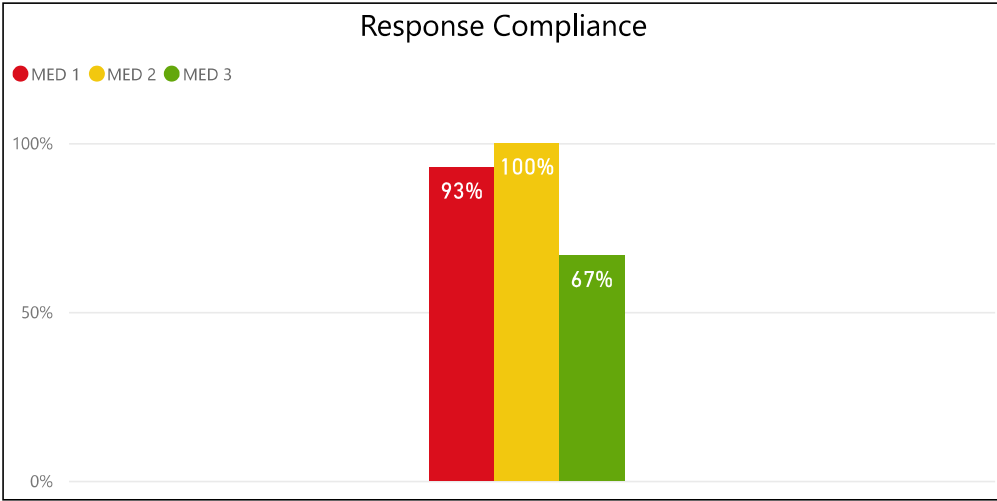
Response Plan	0-2	2-4	4-6	6-8	8-10	10-12	12-14	14-16	16-18	18-20	20-22	22-24	24-26	>26	TOT	E	Total	Comp.	MCA Comp.	Average	Target
MED 1	1	1	3	6	11	6	1	3		1					5	38	89%	97%	0:10:48	0:12:59	
MED 2		1	1				1	1						1		5	80%	80%	0:13:22	0:20:59	
MED 3			2	3	3	3	4	2	2	1	2		1	3		2	28	79%	79%	0:15:55	0:20:59
Total	1	2	6	9	14	9	6	6	2	2	2		1	4	7	71	85%	89%	0:13:00	0:12:59	

This document has been created, obtained and collected by the Quality Improvement Committee assigned a Professional review function for Life EMS and any of our affiliated companies, medical control boards and agents. All records, data and knowledge collected for or by individuals assigned to this professional review function are confidential and shall not be made public, nor available for subpoena and are protected from disclosure pursuant to Michigan law, including the statutory provisions of MCL 333.20175, MCL 333.21515, 333.531-534, MCL 333.21513, 333.21515, 330.1143a, 331.531 and 331.533. Unauthorized use, disclosure and/or duplication is prohibited.



Life EMS Ambulance of Ottawa County
 For the Period Beginning 01/01/2024 and Ending 01/31/2024
 Jamestown Township Response Summary

Total Requests 32	Total Transports 21	Overall Compliance 86%	Cancelled PTA 4	Outgoing TOT 0	Treat/No Transport 5
-----------------------------	-------------------------------	----------------------------------	---------------------------	--------------------------	--------------------------------



Responses Falling Within Each 2 Minute Interval

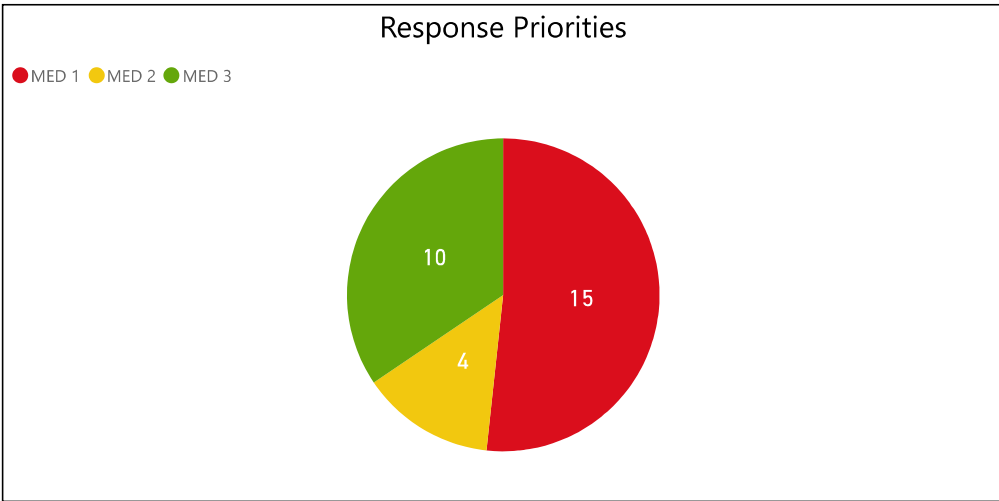
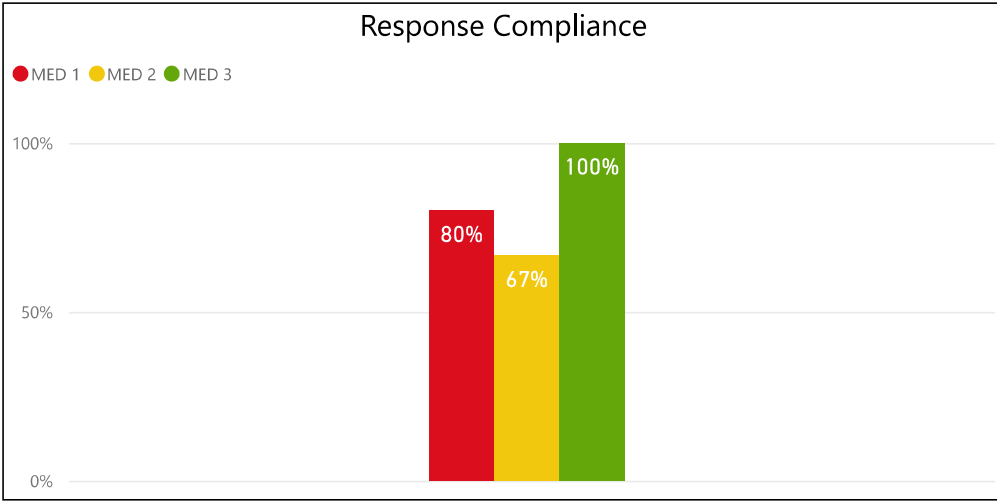
Response Plan	0-2	2-4	4-6	6-8	8-10	10-12	12-14	14-16	16-18	18-20	20-22	22-24	24-26	>26	TOT	E	Total	Compliance	Average	Target
MED 1	1		1	4	4	1		1		1						1	14	93%	0:09:24	0:15:59
MED 2						1	1		1	1	1						5	100%	0:15:50	0:20:59
MED 3						1	1		2		1	1		2		1	9	67%	0:20:31	0:20:59
Total	1		1	4	4	3	2	1	3	2	2	1		2		2	28	86%	0:14:07	0:15:59

This document has been created, obtained and collected by the Quality Improvement Committee assigned a Professional review function for Life EMS and any of our affiliated companies, medical control boards and agents. All records, data and knowledge collected for or by individuals assigned to this professional review function are confidential and shall not be made public, nor available for subpoena and are protected from disclosure pursuant to Michigan law, including the statutory provisions of MCL 333.20175, MCL 333.21515, 333.531-534, MCL 333.21513, 333.21515, 330.1143a, 331.531 and 331.533. Unauthorized use, disclosure and/or duplication is prohibited.



Life EMS Ambulance of Ottawa County
 For the Period Beginning 01/01/2024 and Ending 01/31/2024
 Blendon Township Response Summary

Total Requests 29	Total Transports 22	Overall Compliance 85%	Cancelled PTA 2	Outgoing TOT 0	Treat/No Transport 2
-----------------------------	-------------------------------	----------------------------------	---------------------------	--------------------------	--------------------------------



Responses Falling Within Each 2 Minute Interval

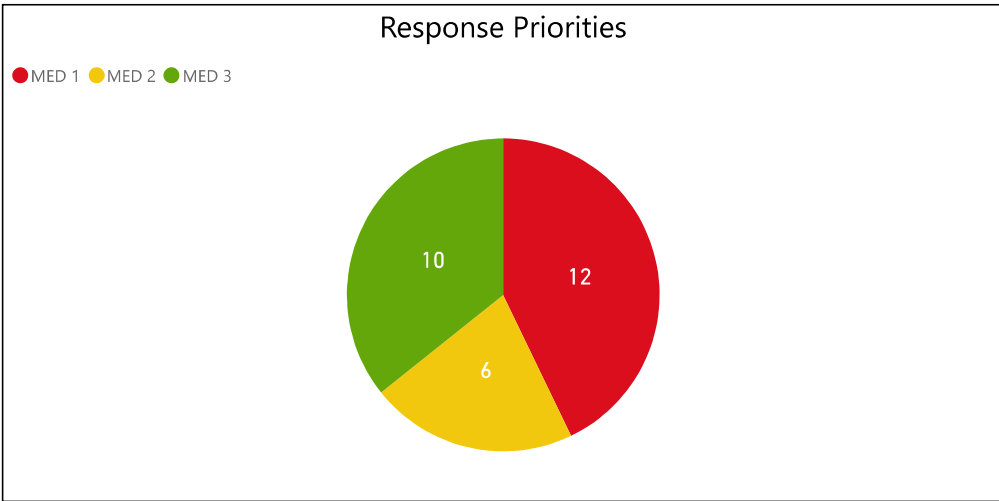
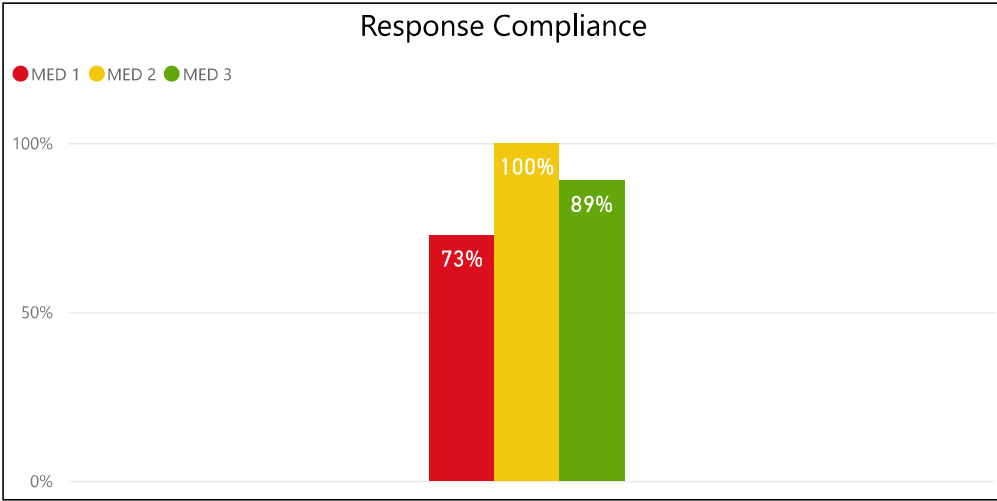
Response Plan	0-2	2-4	4-6	6-8	8-10	10-12	12-14	14-16	16-18	18-20	20-22	22-24	24-26	>26	TOT	E	Total	Compliance	Average	Target
MED 1					3	6	2			1		1		1	1	1	15	80%	0:13:48	0:15:59
MED 2							2					1					3	67%	0:17:03	0:20:59
MED 3						1	2	3		1						2	9	100%	0:20:57	0:20:59
Total					3	7	6	3		2		2		1		3	27	85%	0:16:33	0:15:59

This document has been created, obtained and collected by the Quality Improvement Committee assigned a Professional review function for Life EMS and any of our affiliated companies, medical control boards and agents. All records, data and knowledge collected for or by individuals assigned to this professional review function are confidential and shall not be made public, nor available for subpoena and are protected from disclosure pursuant to Michigan law, including the statutory provisions of MCL 333.20175, MCL 333.21515, 333.531-534, MCL 333.21513, 333.21515, 330.1143a, 331.531 and 331.533. Unauthorized use, disclosure and/or duplication is prohibited.



Life EMS Ambulance of Ottawa County
 For the Period Beginning 01/01/2024 and Ending 01/31/2024
 Wright Township Response Summary

Total Requests 28	Total Transports 17	Overall Compliance 82%	Cancelled PTA 6	Outgoing TOT 0	Treat/No Transport 4
-----------------------------	-------------------------------	----------------------------------	---------------------------	--------------------------	--------------------------------



Responses Falling Within Each 2 Minute Interval

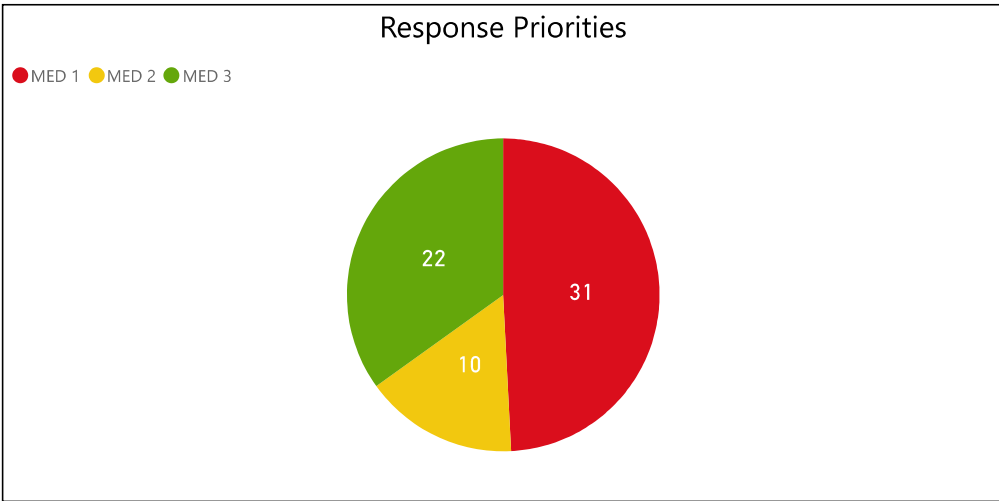
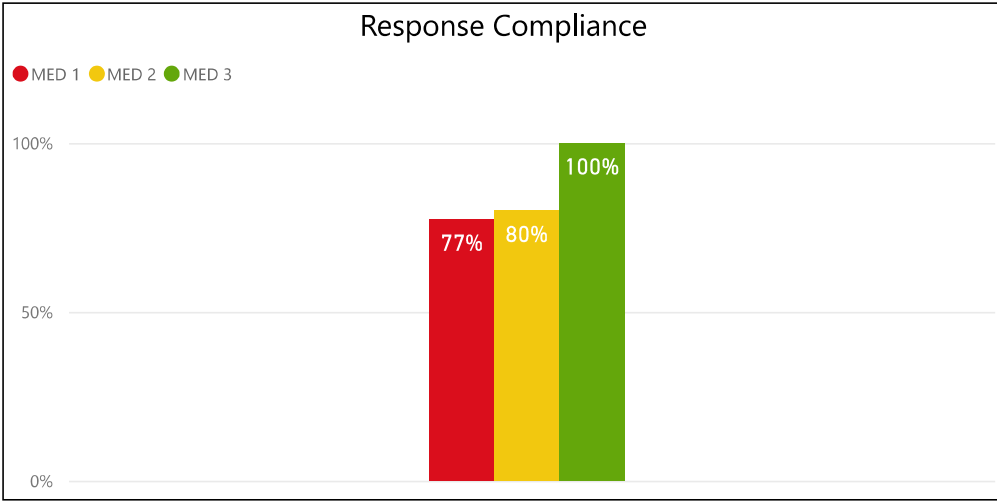
Response Plan	0-2	2-4	4-6	6-8	8-10	10-12	12-14	14-16	16-18	18-20	20-22	22-24	24-26	>26	TOT	E	Total	Compliance	Average	Target
MED 1		1			3	2		1	1	1			1			1	11	73%	0:14:04	0:15:59
MED 2				1						1							2	100%	0:12:40	0:20:59
MED 3						2	5	1						1			9	89%	0:14:16	0:20:59
Total		1		1	3	4	5	2	1	2			1	1		1	22	82%	0:14:01	0:15:59

This document has been created, obtained and collected by the Quality Improvement Committee assigned a Professional review function for Life EMS and any of our affiliated companies, medical control boards and agents. All records, data and knowledge collected for or by individuals assigned to this professional review function are confidential and shall not be made public, nor available for subpoena and are protected from disclosure pursuant to Michigan law, including the statutory provisions of MCL 333.20175, MCL 333.21515, 333.531-534, MCL 333.21513, 333.21515, 330.1143a, 331.531 and 331.533. Unauthorized use, disclosure and/or duplication is prohibited.



Life EMS Ambulance of Ottawa County
 For the Period Beginning 01/01/2024 and Ending 01/31/2024
 Tallmadge Township Response Summary

Total Requests 63	Total Transports 48	Overall Compliance 85%	Cancelled PTA 4	Outgoing TOT 1	Treat/No Transport 8
-----------------------------	-------------------------------	----------------------------------	---------------------------	--------------------------	--------------------------------



Responses Falling Within Each 2 Minute Interval

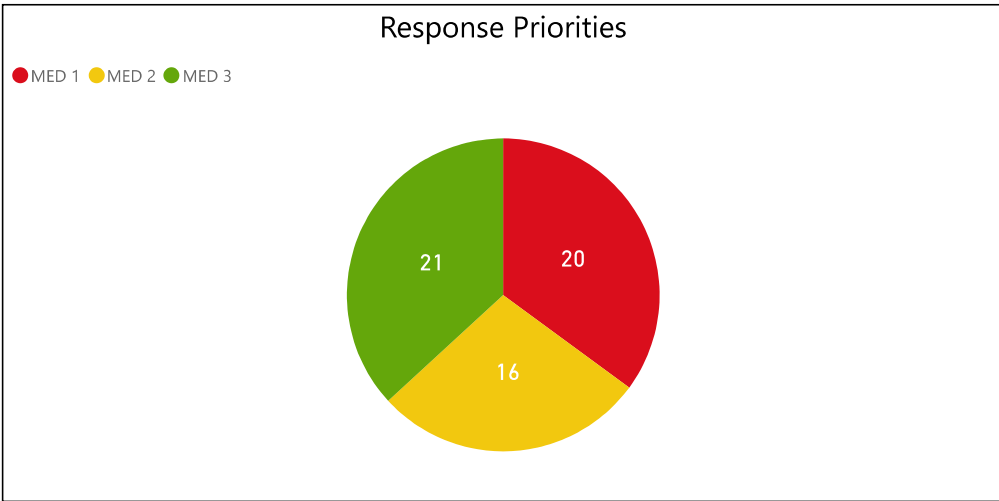
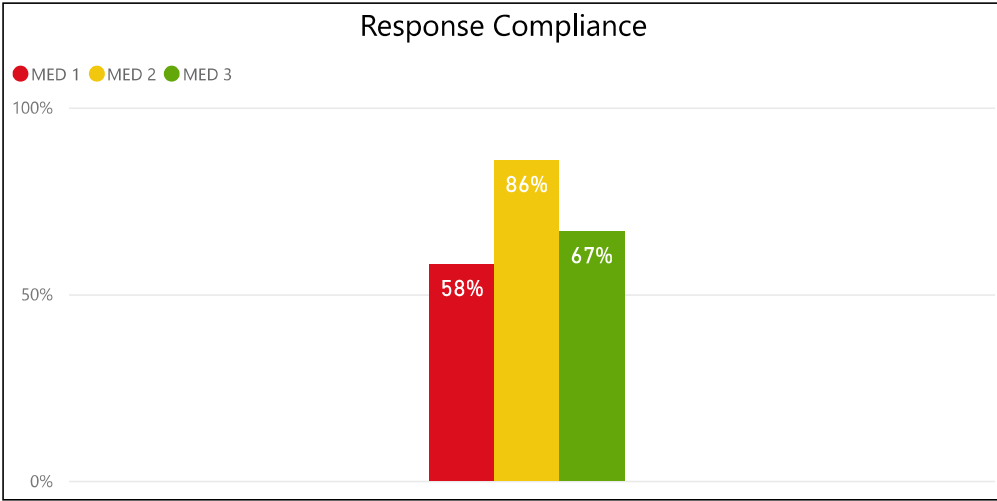
Response Plan	0-2	2-4	4-6	6-8	8-10	10-12	12-14	14-16	16-18	18-20	20-22	22-24	24-26	>26	TOT	E	Total	Compliance	Average	Target
MED 1		1	3	4	6	2	3	3	3	2	1				1	2	31	77%	0:11:51	0:15:59
MED 2		1		1	1		1	2	1	1	1			1			10	80%	0:16:01	0:20:59
MED 3				1	1	6	2	4	1	1	1					1	18	100%	0:14:21	0:20:59
Total		2	3	6	8	8	6	9	5	4	3			1	1	3	59	85%	0:13:21	0:15:59

This document has been created, obtained and collected by the Quality Improvement Committee assigned a Professional review function for Life EMS and any of our affiliated companies, medical control boards and agents. All records, data and knowledge collected for or by individuals assigned to this professional review function are confidential and shall not be made public, nor available for subpoena and are protected from disclosure pursuant to Michigan law, including the statutory provisions of MCL 333.20175, MCL 333.21515, 333.531-534, MCL 333.21513, 333.21515, 330.1143a, 331.531 and 331.533. Unauthorized use, disclosure and/or duplication is prohibited.



Life EMS Ambulance of Ottawa County
 For the Period Beginning 01/01/2024 and Ending 01/31/2024
 Coopersville/Polkton Township Response Summary

Total Requests 57	Total Transports 38	Overall Compliance 66%	Cancelled PTA 13	Outgoing TOT 0	Treat/No Transport 4
-----------------------------	-------------------------------	----------------------------------	----------------------------	--------------------------	--------------------------------



Responses Falling Within Each 2 Minute Interval

Response Plan	0-2	2-4	4-6	6-8	8-10	10-12	12-14	14-16	16-18	18-20	20-22	22-24	24-26	>26	TOT	E	Total	Compliance	Average	Target
MED 1					2	1	1	4	4	3		1				3	19	58%	0:17:01	0:15:59
MED 2						1		2		1	3						7	86%	0:17:22	0:20:59
MED 3						1		1	1	5	5		1	2		2	18	67%	0:21:49	0:20:59
Total					2	3	1	7	5	9	8	1	1	2		5	44	66%	0:19:02	0:15:59

This document has been created, obtained and collected by the Quality Improvement Committee assigned a Professional review function for Life EMS and any of our affiliated companies, medical control boards and agents. All records, data and knowledge collected for or by individuals assigned to this professional review function are confidential and shall not be made public, nor available for subpoena and are protected from disclosure pursuant to Michigan law, including the statutory provisions of MCL 333.20175, MCL 333.21515, 333.531-534, MCL 333.21513, 333.21515, 330.1143a, 331.531 and 331.533. Unauthorized use, disclosure and/or duplication is prohibited.



MI - Coopersville/Polkton Fire Department Safety Cloud® Report

Alert Totals

Drivers Alerted

438

YTD 551
Lifetime 551

R2R Alerts sent

0

YTD 0
Lifetime 0

R2R Alerts Received

0

YTD 0
Lifetime 0

Incident Totals

Total Incidents

36

YTD 46
Lifetime 46

Average Time On-Scene

20.8 min

YTD 19.9 min
Lifetime 19.9 min

Run Totals

Total Runs

9

YTD 10
Lifetime 10

Total Responding Time

43 min

YTD 47 min
Lifetime 47 min

Average Time-to-Scene

4.7 min

YTD 4.7 min
Lifetime 4.7 min

Drivers Alerted

Total drivers alerted; based on HAAS Alert enabled applications.

Average Time On-Scene

Average time duration per incident.

R2R Alerts Sent

Total number of Responder-to-Responder Alerts sent to nearby emergency vehicles.

Total Runs

Total times a vehicle was dispatched to an incident with lights engaged for at least 1+ minute.

R2R Alerts Received

Total number of Responder-to-Responder Alerts received by your emergency vehicles.

Total Responding Time

Total time vehicles/apparatus spent traveling to dispatched calls with lights engaged.

Total Incidents

Total number of times at least one vehicle arrived on-scene with lights engaged for 2+ minutes.

Average Time-to-Scene

Average time it took for dispatched vehicle to arrive on-scene.